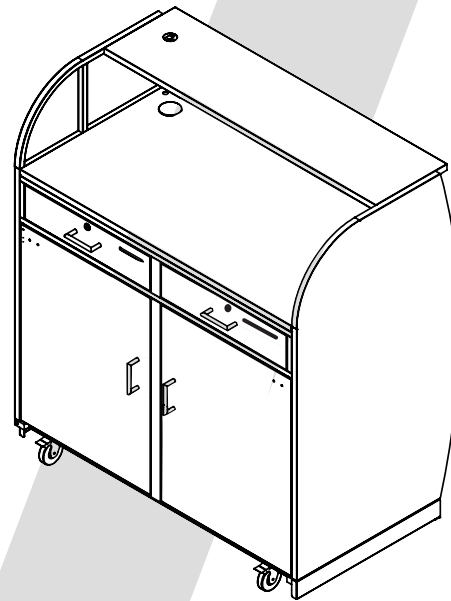
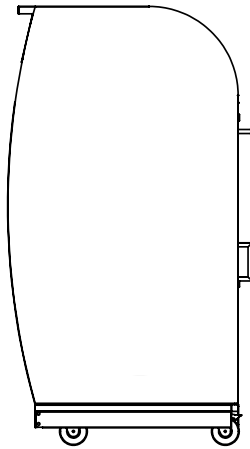
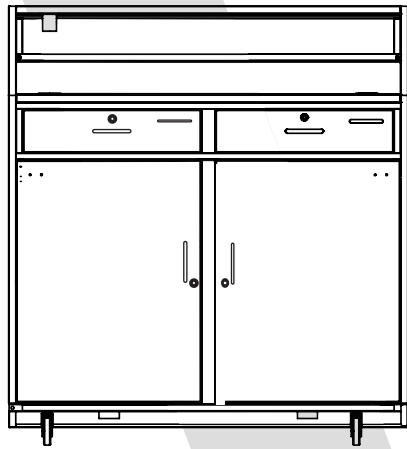


How to Care for



Your Kiosk

Handles

Tighten all handles monthly

Stainless Steel

Clean your stainless steel accents with stainless steel cleaner and a shop towel

LED's*

Do not charge the battery at the same time as running your LED's. Do not allow the Battery to get wet

*if applicable

Internal Drawer Tracks

Internal drawer tracks need to be tightened on average once a month to keep the screws from loosening and falling out

Surface

Wipe down your kiosk with soap & water using a microfiber towel

We spray your drawer tracks with White Lightning Grease™ before we ship and we recommend spraying yours every 2 months

Drawer Tracks

Casters

Do not roll your kiosk while the casters are locked

Rust is an important issue to address quickly. We recommend using Rust-Oleum™ and touch up paint as preventative maintenance

Rust

Locks

Give us a call to get a replacement lock, reset your combo lock, or order extra keys!

Door

If you are having issues with the small spring latch that connects to your door, feel free to give us a call for a replacement

